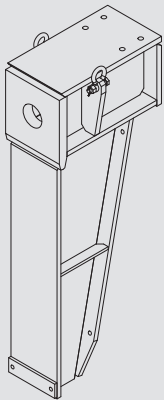
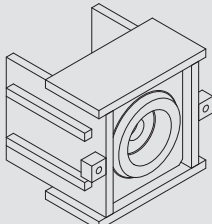



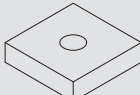


# Consola MT

## El soporte para vigas en pilas

### Elementos básicos

	PESO (kg)	CÓDIGO
<b>Consola MT 800</b> 	542	0005150
<b>Contracono MT 800</b> 	57	0005160
<b>Bicono MT 800</b> 	4,5	0005155
<b>Barra DW36/6</b> 	49,6	0233600
<b>Tuerca DW36</b> 	1,6	0233000
<b>Placa DW36 (180 x 180 x 45)</b> 	10,8	0233001

	PESO (kg)	CÓDIGO
<b>P-calota DW36 (180 x 180 x 45)</b> 	11	0233003
<b>Tuerca calota DW36</b> 	1,5	0233002
<b>Manguito DW36 D68 x 210</b> 	4,2	0233004
<b>Poste H100/0,6 cuña desencofrado</b> 	26	0005065
<b>Calzo H300/0,38 cuña desencofrado</b> 	66	0005064
<b>Cuña desencofrado 50T</b> 	28	0262050
<b>Cuña desencofrado 100T</b> 	53	0262051